



AMP UP YOUR CORPORATE MEETINGS IN A SPACE DESIGNED TO WOW



Amped is a creative meeting and team building venue by day that transitions seamlessly into a private suite karaoke bar each night. Customized Team Building activities, Game Show MKE competitions & all-day catering options available.

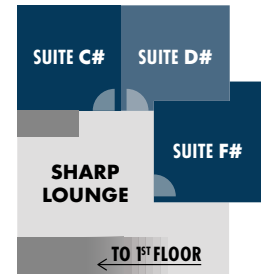


LOCATION: 910 W. Juneau Ave., Milwaukee WI, 53233
in Milwaukee's Brewery District

CAPACITY: 250 guests

FEATURING: 9,000 ft², 8 Standard Karaoke Suites,
2 Premier Karaoke Suites, 2 dedicated Meeting
& Event Spaces, plus a Full Bar & 3 Lounges





PLEASE NOTE: The Sharp Lounge, plus Suites C#, D# & F#, require a staircase to access.

THE AMPHITHEATER

The **Amphitheater** is 1079 ft² & was built to stand out. The furniture is comfortable & flexible, the technology is top-notch, plus the ambiance is totally AMPED.

Suites A & B are available to add on to events in the Amphitheater.

A/V CAPABILITIES:

- 150" Silver Screen with Short Throw Projector plus an additional 55" monitor, all wired for HDMI, USB-C, or an Apple TV box connection.
- Front & rear truss, both with custom RGB lighting options.
- Sound with 4 microphones.
- Podium with Mac mini & monitor built in.
- Portable 55" TV with stand available upon request.



THE GREEN ROOM

The **Green Room** is the perfect party room. The garage door can open to the lobby and bar, or you can choose to close it for an intimate gathering. This room features comfortable & flexible furniture, 2 large televisions & a fireplace for fireside chats.

A/V CAPABILITIES:

- One 85" monitor & two 55" monitors wired for HDMI & USB-C.
- Sound with 4 microphones.
- Portable 55" TV with stand available upon request.

EVENT SPACE ↓ TYPE →	KARAOKE	RECEPTION	CREATIVE MEETINGS	60" ROUNDS	CLASSROOM	THEATER
MEETING & EVENT SPACE CAPACITIES						
AMPHITHEATER & ATTACHED SUITES (A & B)	125	125	-	-	-	-
AMPHITHEATER	100	100	60	40	24	100
GREEN ROOM, LOUNGE & 1 ST FLOOR SUITES	125	125	-	-	-	-
GREEN ROOM & LOUNGE	50	50	-	-	-	-
GREEN ROOM	30	30	24	24	18	28
SHARP LOUNGE & 2 ND FLOOR SUITES	40	40	-	-	-	-
SUITE CAPACITIES						
PREMIER SUITES (F, G)	20	-	20	-	-	-
LARGE SUITES (C#, F#)	16	-	16	-	-	-
STANDARD SUITES (A, B, D, E, D#)	10	-	10	-	-	-
FULLY AMPED	250	250	-	-	-	-